

# THERMAL INTERFACE SOLUTIONS

Laird designs and manufactures customized, performance-critical products which enable and protect advanced electronics applications.



## About Laird Performance Materials

Laird Performance Materials, a DuPont business, enables high-performance electronics. We create advanced protection solutions for electronic components and systems. World-leading technology brands rely on us for improved protection, higher performance and reliability, custom structural designs, faster compliance, and faster time-to-market.

We solve design issues through innovative products such as EMI (Electromagnetic interference) shielding, suppression or absorption materials, thermal interface materials enabling effective heat transfer, structural and precision metals, inductive components, and multi-functional solutions. This latter product family solves multiple EMI, thermal, and structural design issues simultaneously using a single process solution. Thousands of custom and standard products are supplied to major sectors of the global electronics industry including the telecommunications, data infrastructure, industrial, consumer, wearables, automotive, medical, and aerospace and defense markets. As a DuPont line of business, Laird employs more than 4,000 people. They work in dozens of Laird-owned manufacturing sites alongside sales and service offices throughout Europe, North America and Asia. To serve you better, our company also utilizes a large network of distributors located around the world. Laird strategically positions its people and manufacturing facilities, so we are as close as possible to our customers.

Visit Laird at [www.laird.com](http://www.laird.com).

## Thermal Interface Solutions

As an industry leader in high-performance, cost-effective Thermal Interface Materials (TIMs) and technologies, Laird designs and manufactures thermal management products. The line includes gap fillers and liquid gap fillers, thermal phase change materials, thermal grease, thermally conductive tapes and adhesives, thermally conductive electrically isolating insulators, thermally conductive PCB (Printed Circuit Board), graphite materials, and specialty TIMs such as Coolzorb™ which meet the demands of any application.


## We Meet Ever-Increasing Thermal Transfer Demands

Today's electronics are smaller, more powerful, more densely packed, and hotter than ever before, leading to ever increasing thermal challenges for the systems designer. While fans, heat sinks, and even liquid cooling and thermoelectric devices can be used to provide enough cooling power, the problem remains transferring the heat from the hot components into the cooling hardware. TIMs are designed to fill in air gaps and microscopic irregularities, resulting in dramatically lower thermal resistance and thus better cooling. Laird is the world leader in material development for TIMs and offers the broadest line of products to meet every design challenge. With gap filler pads, liquid gap fillers, electrically insulating and electrically conductive pads, Laird's thermal interface products can solve any TIM design challenge. In addition, Laird provides phase change TIMs that soften and fill tiny air gaps at operating temperature, as well as thermally conductive greases that conform to any surface irregularity. Laird's thermal interface materials offer operating temperatures up to 200°C, extremely high thermal conductivities up to 34 W/mK, and tremendous flexibility in form factor and packaging to support any manufacturing scenario.

# Thermal Interface Materials

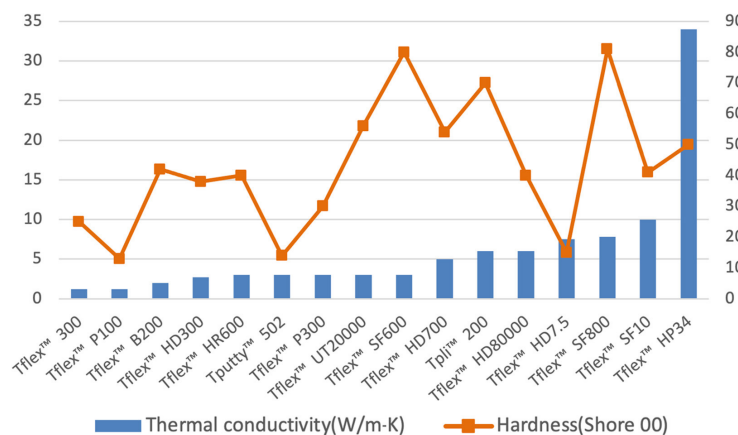
## Laird™ Gap Fillers (Tflex™, Tpli™, Tputty™)

Laird gap fillers are used to bridge the interface between hot components and a chassis or heat sink assembly to increase the overall heat transfer from the system. The unique combination of thermal conductivity and softness reduces mechanical stress while maintaining thermal performance. Laird's extensive gap filler product lines includes a wide range of performance capabilities, including ultra-thin gap fillers, a high deflection series, and materials providing electrical isolation.



### APPLICATIONS

- **Telecom/Datacom** – wireless infrastructure, routers, servers, memory modules, hard disk and solid-state drives
- **Consumer** – gaming systems, tablets, notebooks, smart home devices
- **Industrial** – LED lighting, automation, test instrumentation, motion control
- **Aerospace and military** – power supplies, controllers, drones, satellites
- **Automotive** – ADAS, infotainment, powertrain/ECU



## Dispensable Gap Fillers (Tflex™ and Tputty™)

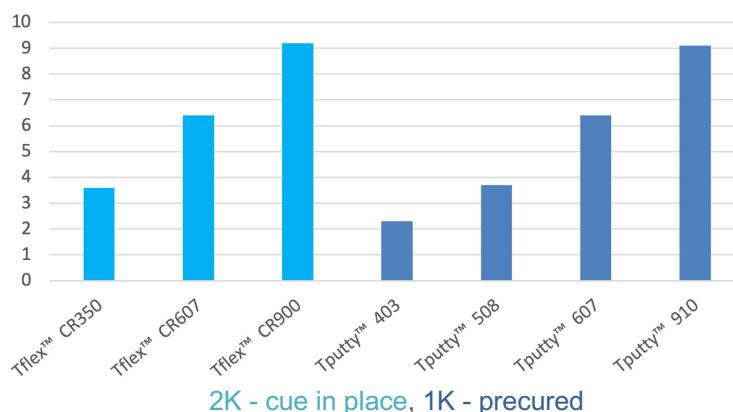
Laird liquid gap fillers are used to bridge the interface between hot components and a chassis or heat sink assembly when elimination of mechanical stress or bulk automated dispensing are critical design considerations. These materials can be dispensed to fill large and uneven gaps in assemblies and due to their super compliant nature, little to no pressure is transferred between interfaces. Laird's dispensing product portfolio includes both one and two-part materials, as well as products designed specifically for vertical stability and consistent dispensing.



### APPLICATIONS

- **Telecom/Datacom** – wireless infrastructure, routers, servers, memory modules, hard disk drives, solid state drives
- **Consumer** - gaming systems, portable devices, notebooks
- **Industrial** – power supplies, lighting ballasts, controllers, test and measurement
- **Aerospace and defense** – power supplies, drones, satellites
- **Automotive** – ADAS, infotainment, wireless charging units, lighting

### Thermal Conductivity (W/m-K)



## Laird™ High-Performance Products (Tpcm™ and Tgrease™)

High-performance products are used in applications where lowest thermal resistance is required. These are thin bondline (<50µm), high thermally conductive materials such as thermal greases and phase change materials.

The Tpcm™ phase change materials are used in applications where lowest possible thermal resistance is required, along with superior reliability, and easy handling (peel and stick). The Tpcm™ product line is also available in a screen printable format, similar to thermal grease but offering the reliability and performance of a phase change material.

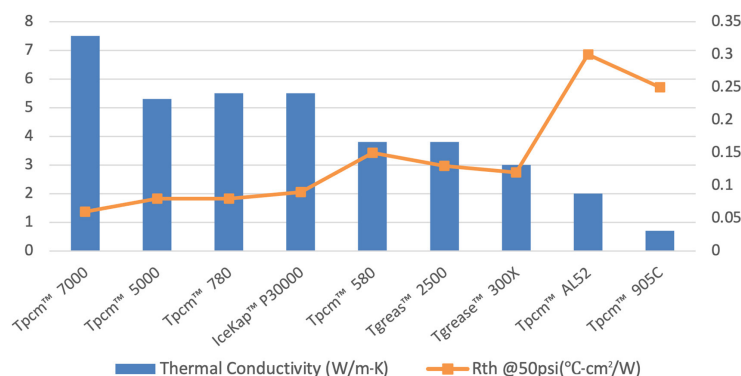
The Tgrease™ product is used in screen printing applications where lowest possible thermal resistance is required. Tgrease™ products are designed to maximize reliability by limiting pump out in most applications.



### APPLICATIONS


- **Consumer** – CPUs, graphics card, custom ASICs
- **Telecom/Datacom** – 5G infrastructure, servers, routers
- **Automotive** – infotainment, autonomous driving and LED lighting
- **Industrial** – DC/DC Converters, IGBTs, discretes
- **Aerospace and defense** – avionics, power supplies, satellites

Thermal Performance Comparison



## Laird™ Electrically Isolating Insulators (Tgard™)

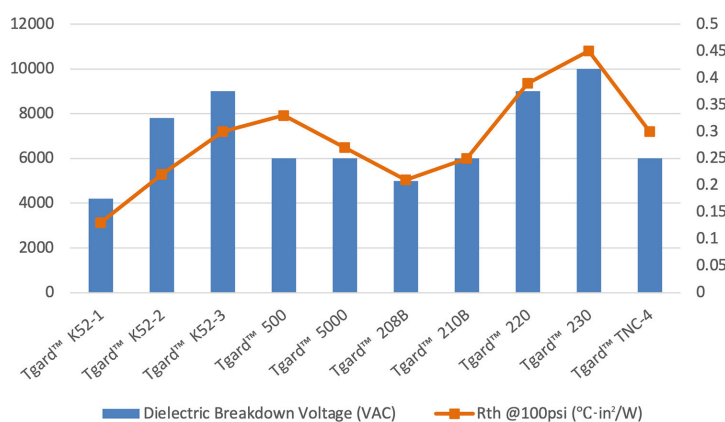
Tgard™ thermally conductive electrical insulators are used where electrical isolation is a critical design consideration, along with reliability, cut-through resistance, and thermal conductivity. The Tgard™ product line has a wide variety of materials for the unique performance, handling, and assembly considerations required in electronics devices.



### APPLICATIONS

- **Telecom/Datacom** – wireless infrastructure, data servers
- **Consumer** – Audio and video components
- **Industrial** – LED lighting, power supplies, lighting ballasts, motor controls, and power converters
- **Aerospace and defense** – power supplies, motion controllers
- **Automotive** – motor controls, lighting, electronics

Thermal Performance Comparison




## Laird™ Thermally Conductive Printed Circuit Board (Tlam™ and Tpreg™)

The Tlam™ product is a thermally conductive insulated metal PCB substrate system used for heat dissipation in electronics circuit boards

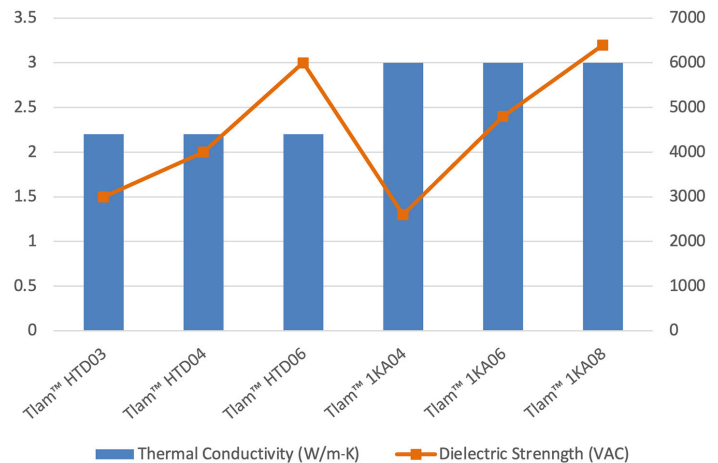
The heart of this system is the thermally conductive prepreg, Tlam™ PP 1KA or Tlam™ PP HTD. These ceramically filled dielectric prepreg offers 8-10 times better thermal performance over FR4, while maintaining good adhesion and voltage breakdown properties. Tlam™ PP is a “B” State epoxy film providing room temperature stability for 6 months. Tlam™ PPs are provided in multiple thicknesses. Thinner films offer better thermal performance while thicker films offer better dielectric strength.

Tlam™ PPs can be used to build many different combinations of PCB laminates. The simplest Tlam™ is copper foil, Tlam™ PP dielectric and an aluminum base plate which acts as a heatsink and adds rigidity. Board complexity goes up from here offering multi-layer boards constructions and PCB structures can further include varying layers of Tlam™ PP and FR4 layers to give the thermal properties where need while maintaining cost effectiveness



### APPLICATIONS

- **Industrial** - LED lighting, architectural lighting and street/highway/ parking/signal lighting
- **Telecom** – DC/DC convertors and base stations
- **Automotive** – motor control systems, power steering modules, ABS braking systems, headlights, brake lights, and daytime running lights
- **Consumer** – LCD LED backlighting units
- **Industrial** – solar voltaic, industrial voltage regulators, and power supplies




## Laird™ Graphite Materials (Tgon™)

Tgon™ 800 is a high-performance, cost-effective TIM that can be used where electrical isolation is not required.

Tgon™ 800's unique grain-oriented graphite plate structure provides 5 W/mK through the Z axis.

### APPLICATIONS

- **Telecom/Datacom** - Large telecommunications switching hardware
- **Consumer** - Handheld devices, notebooks, tablets
- **Industrial** – Power supplies, lighting, power conversion equipment



# Laird™ Gap Filler Comparison Table

	Tflex™ 300	Tflex™ P100	Tflex™ B200	Tflex™ HD300	Tflex™ 600	Tflex™ HR600	Tflex™ SF600	Tflex™ P300	Tputty™ 502
<b>Construction</b>	Ceramic filled silicone sheet	Tgard lined elastomer	Ceramic filled silicone elastomer	Ceramic filled silicone elastomer	Ceramic filled silicone elastomer	Ceramic filled silicone sheet	Boron Nitride filled gap pad	Polyimide lined elastomer	Reinforced boron nitride filled silicone elastomer
<b>Color</b>	Light Green	Yellow	Grey	Pink	Blue-Violet	Dark Grey	Rose	Purple	White
<b>Thickness Range</b>	0.020" - 0.200" (0.50 mm - 5.08 mm)	0.020" - 0.200" (0.50 mm - 5.08 mm)	0.040" - 0.20" 1.02 mm - 5.08 mm)	0.020" - 0.200" (0.50 mm - 5.08 mm)	0.020" - 0.200" (0.50 mm - 5.08 mm)	0.010" - 0.200" (0.25 mm - 5.08 mm)	0.010" - 0.140" (0.25 mm - 3.56 mm)	0.020" - 0.200" (0.5 mm - 5.08 mm)	0.020" - 0.200" (0.5 mm - 5.08 mm)
<b>Thermal Conductivity</b>	1.2 W/m-K	1.2 W/m-K	2 W/m-K	2.7 W/m-K	3 W/m-K	3 W/m-K	3 W/m-K	3 W/m-K	3 W/m-K
<b>Density</b>	1.78 g/cc	2.3 g/cc	2.2 g/cc	3.1 g/cc	1.34 g/cc	2.5 g/cc	1.27 g/cc	3.1 g/cc	1.37 g/cc
<b>Hardness (Shore 00)</b>	51.4 (20-30 mil) 25.2 (40-200 mil)	13	42	38	51	40	80	30	14
<b>Outgassing TML</b>	0.56%	0.62%	0.32%	0.39%	0.13%	0.19%	1.30%	0.20%	0.11%
<b>Outgassing CVCM</b>	0.10%	0.11%	N/A	0.10%	0.05%	0.07%	0.63%	0.05%	0.06%
<b>Temperature Range</b>	-40°C to 160°C	-40°C to 200°C	-40°C to 150°C	-40°C to 200°C	-45°C to 200°C	-45°C to 200°C	-20°C to 125°C	-40°C to 125°C	-45°C to 200°C
<b>UL 94 Flammability Rating</b>	V-0	V-0	V-0	V-0	V-0	V-0	V-0	V-0	V-0
<b>Rth@ 40 mils, 10 psi</b>	0.98°C-in <sup>2</sup> /W	1.50°C-in <sup>2</sup> /W	1.10°C-in <sup>2</sup> /W	0.573°C-in <sup>2</sup> /W	0.62°C-in <sup>2</sup> /W	0.35°C-in <sup>2</sup> /W	0.81°C-in <sup>2</sup> /W	0.592°C-in <sup>2</sup> /W	0.49°C-in <sup>2</sup> /W
<b>Dielectric Constant @ 1 MHz</b>	4.5 @10GHz	7.45	TBD	6.62	4.0 @10GHz	19	3.5	4.6	3.6 @10GHz
<b>Volume Resistivity (ohm-cm)</b>	1 x 10 <sup>13</sup>	1.3 x 10 <sup>12</sup>	2 x 10 <sup>13</sup>	1.2 x 10 <sup>14</sup>	2 x 10 <sup>13</sup>	1 x 10 <sup>13</sup>	1 x 10 <sup>14</sup>	2 x 10 <sup>14</sup>	5 x 10 <sup>13</sup>

	Tflex™ UT20000	Tflex™ HD700	Tflex™ HD80000	Slim TIM™ 10000	Tpli™ 200	Tflex™ HD7.5	Tflex™ SF800	Tflex™ SF10	Tflex™ HP34
<b>Construction</b>	Ceramic filled silicone sheet	Ceramic filled silicone sheet	Ceramic filled silicone sheet	Silicone free thin gap filler	Boron nitride filled silicone elastomer	Ceramic filled silicone sheet	Ceramic filled silicone free sheet	Ceramic filled silicone free thermoplastic	Aligned Graphite
<b>Color</b>	Grey	Pink (option for dark grey)	Teal	Grey	Varies by Thickness	Grey	Grey	Grey	Grey
<b>Thickness Range</b>	0.008" - 0.040" (0.2 mm - 1.02 mm)	0.020" - 0.200" (0.5 mm - 5.08 mm)	0.040" - 0.20" (1 mm - 5 mm)	0.005" - 0.009" (0.125 mm - 0.25 mm)	0.010" - 0.200" (0.25 mm - 5.08 mm)	0.040" - 0.200" (1.0 mm - 5.0 mm)	0.020" - 0.160" (0.5 mm - 4.0 mm)	0.020" - 0.160" (0.5 mm - 4.0 mm)	0.040"-0.200" (1 mm - 5 mm)
<b>Thermal Conductivity</b>	3 W/m-K	5 W/m-K	6 W/m-K	5.5 W/m-K	6 W/m-K	7.5 W/m-K	7.8 W/m-K	10 W/m-K	34 W/m-K
<b>Density</b>	3.2 g/cc	3.3 g/cc	3.3 g/cc	2.52 g/cc	1.4 g/cc	3.4 g/cc	3.21g/cc	3.7 g/cc	2.3 g/cc
<b>Hardness (Shore 00, 3 sec)</b>	83.3 (200-375 um) 56.4 (400-1000 um)	54	40	80	70	15	81	41 (1mm-4mm) 70 (0.5mm-0.75mm)	50
<b>Outgassing TML</b>	0.34%	0.23%	0.30%	0.44%	0.46%	0.20%	N/A	0.33%	0.57%
<b>Outgassing CVCM</b>	0.09%	0.07%	0.04%	0.19%	0.15%	0.02%	N/A	0.15%	0.30%
<b>Temperature Range</b>	-50°C to 200°C	-50°C to 200°C	-40°C to 150°C	-40°C to 125°C	-45°C to 200°C	-40°C to 125°C	-25°C to 120°C	-40°C to 125°C	-40°C to 125°C
<b>UL 94 Flammability Rating</b>	V-0	V-0	V-0	V-0	94 HB	V-0	V-0	V-0 (pending)	V-0
<b>Rth@ 40 mils, 10 psi</b>	0.25°C-in <sup>2</sup> /W (200 um)	0.287°C-in <sup>2</sup> /W	0.330°C-in <sup>2</sup> /W	0.05°C-in <sup>2</sup> /W (0.125mm)	0.25°C-in <sup>2</sup> /W	0.119°C-in <sup>2</sup> /W	0.237°C-in <sup>2</sup> /W	0.203°C-in <sup>2</sup> /W (1.5mm, 30% deflection)	0.096°C-in <sup>2</sup> /W (1.5mm, 30% deflection)
<b>Dielectric Constant @ 1MHz</b>	5.9	5	9	3.85	3.21 @10GHz	7.94	16	9	N/A
<b>Volume Resistivity (ohm-cm)</b>	2.2 x 10 <sup>15</sup>	1.4 x 10 <sup>14</sup>	1.0 x 10 <sup>16</sup>	1.1 x 10 <sup>14</sup>	5 x 10 <sup>13</sup>	1.1 x 10 <sup>14</sup>	5 x 10 <sup>12</sup>	1 x 10 <sup>14</sup>	10

# Laird™ Dispensable Comparison Table

	Tputty™ 403	Tputty™ 508	Tputty™ 607	Tputty™ 910	Tflex™ CR350	Tflex™ CR607	Tflex™ CR900
<b>Construction</b>	One-part ceramic filled silicone elastomer	One-part ceramic filled silicone elastomer	One-part ceramic filled silicone elastomer	One-part ceramic filled silicone elastomer	Two-part ceramic filled silicone elastomer	Two-part ceramic filled silicone elastomer	Two-part ceramic filled silicone elastomer
<b>Color</b>	White	Green	Blue	Red	part A Pink / part B White	part A Blue / part B White	part A Red / part B Purple
<b>Minimum Bondline thickness</b>	50μ	90μ	150μ	190μ	85μ	150μ	200μ
<b>Thermal Conductivity (W/m-K)</b>	2.3	3.7	6.2	9.1	3.6	6.4	9.2
<b>Density (g/cc)</b>	2.48	3.2	3.45	3.2	3.2	3.43	3.26

# Laird™ Phase Change Material and Thermal Grease Comparison Table

	Tpcm™ 7000	Tpcm™ 5000	Tpcm™ 780	Tpcm™ 580	Tgrease™ 2500	Tgrease™ 300X
<b>Construction</b>	Free standing, Filled, Non-silicone thermoplastic	Free standing, Filled, Non-silicone thermoplastic	Free standing, Filled, Non-silicone thermoplastic	Free standing, Filled, Non-silicone thermoplastic	Silicone free thermal grease	Silicone thermal grease
<b>Color</b>	Grey	Grey	Grey	Grey	White	Grey
<b>Minimum Bondline thickness</b>	35μ	25μ	25μ	25μ	50μ	25μ
<b>Thermal Conductivity (W/m-K)</b>	7.5	5.3	5.4	3.8	3.8	3
<b>Thermal resistance 10psi @70°C 50psi@70°C</b>	0.1°C-cm <sup>2</sup> /W 0.06°C-cm <sup>2</sup> /W	< 0.2°C-cm <sup>2</sup> /W < 0.1°C-cm <sup>2</sup> /W	0.12°C-cm <sup>2</sup> /W 0.085°C-cm <sup>2</sup> /W	0.4°C-cm <sup>2</sup> /W 0.15°C-cm <sup>2</sup> /W	0.15°C-cm <sup>2</sup> /W 0.13°C-cm <sup>2</sup> /W	0.2°C-cm <sup>2</sup> /W 0.12°C-cm <sup>2</sup> /W
<b>Softening temperature range</b>	50°C to 70°C	50°C to 70°C	45°C to 70°C	50°C	N/A	N/A



# Laird™ Thermally Conductive and Electrically Isolating Insulators Comparison Table

	Tgard™ K52-1	Tgard™ K52-2	Tgard™ K52-3	Tgard™ 500	Tgard™ 5000	Tgard™ 208B	Tgard™ 210B	Tgard™ 220	Tgard™ 230	Tgard™ TNC-4
<b>Construction</b>	Phase change on film	Phase change on film	Phase change on film	Silicone on fiberglass	Silicone on film	Silicone on fiberglass	Silicone on fiberglass	Silicone on fiberglass	Silicone on fiberglass	Epoxy on film
<b>Color</b>	Amber	Amber	Amber	Brown	Tan	White	White	Blue	Green	Black
<b>Dielectric breakdown voltage</b>	4200 VAC	7800 VAC	9000 VAC	6000 VAC	6000 VAC	5000 VAC	6000 VAC	9000 VAC	10000 VAC	6000 VAC
<b>Thermal resistance @100psi</b>	0.13°C-in <sup>2</sup> /W	0.22°C-in <sup>2</sup> /W	0.3°C-in <sup>2</sup> /W	0.33°C-in <sup>2</sup> /W	0.27°C-in <sup>2</sup> /W	0.21°C-in <sup>2</sup> /W	0.25°C-in <sup>2</sup> /W	0.39°C-in <sup>2</sup> /W	0.45°C-in <sup>2</sup> /W	0.3°C-in <sup>2</sup> /W
<b>Hardness</b>	N/A	N/A	N/A	80 Shore A	75 Shore A	80 Shore A	80 Shore A	80 Shore A	80 Shore A	N/A
<b>Thickness</b>	2mil (0.05mm)	3mil (0.076mm)	4mil (0.102mm)	9mil (0.23mm)	5mil (0.127mm)	8mil (0.2mm)	10mil (0.25mm)	20mil (0.51mm)	30mil (0.75mm)	5mil (0.127mm)



[www.laird.com](http://www.laird.com)

Connect with Laird to obtain [samples](#)



USA: +1 (866) 928-8181  
 Europe: +49 8031 24600  
 Asia: +86 755 2714 1166

D369100026  
 TIM-BRO-FEB2023

Any information furnished by Laird Technologies, Inc. or any of its affiliates or agents ("Laird") is believed to be accurate and reliable. All specifications are subject to change without notice. Responsibility for the use and application of Laird materials rests with the end user. Laird makes no warranties as to the fitness, merchantability, suitability or non-infringement of any Laird materials or products for any specific or general uses. Laird shall not be liable for incidental or consequential damages of any kind. All Laird products are sold pursuant to the Laird's Terms and Conditions of sale in effect from time to time, a copy of which will be furnished upon request. © Copyright 2023 Laird Technologies, Inc. All Rights Reserved. Laird™, Laird Technologies™, the Laird Logo, and other marks are trademarks or registered trademarks of Laird Technologies, Inc. or an affiliate company thereof. DuPont™ is a trademark or registered trademark of DuPont de Nemours, Inc. or an affiliate company thereof. Other marks may be owned by third parties. Nothing herein provides a license under any Laird or any third-party intellectual property rights.